



### District Report Card: 2017


<b>State:</b> Tamil Nadu	<b>District:</b> Perambalur
<b>Class:</b> 5	<b>Subject:</b> Language
<b>Schools:</b> 61	<b>Students:</b> 1026


### Participation/Coverage


#### Students

<div>GENDER</div> <div></div>	Boys		Girls	
	Number	%	Number	%
	499	48.64	527	51.36

<div>AREA</div> <div></div>	Rural		Urban	
	Number	%	Number	%
	939	91.52	87	8.48

<div>CATEGORY</div> <div></div>	SC		ST		OBC		GEN	
	Number	%	Number	%	Number	%	Number	%
	324	31.58	32	3.12	664	64.72	6	0.58

<div>CWSN</div> <div></div>	LD	VI	HI	S&LD	ID	Oth
	1	3	0	1	1	0

<div>Management</div> <div></div>	Government		Government-aided	
	Number	%	Number	%
	771	75.15	255	24.85

### Average Performance of Students in Language (%)

Overall	Gender		Area		Management		Social Group			
	Male	Female	Rural	Urban	Govt.	Aided	SC	ST	OBC	GEN
64.50	63.74	65.21	63.74	72.64	62.76	69.75	61.50	63.75	65.94	70.00

## Performance on Learning Outcomes (LOs)

Learning Outcomes	Description	Average Performance(%)
L504	Reads and comprehends independently storybooks, news items/ headlines, advertisements etc.	65.67
L508	Reads text with comprehension, locates details and sequence of events	63.91

Range of Performance of Students who Answered Correctly							
Below 30%		30% - 50%		50% - 75%		Above 75%	
Number	%	Number	%	Number	%	Number	%
85	8.28	193	18.81	400	38.99	348	33.92

## Lowest Performing Learning Outcomes (LOs)

- 1 - Reads text with comprehension, locates details and sequence of events (63.91)
- 2 - Reads and comprehends independently storybooks, news items/ headlines, advertisements etc. (65.67)